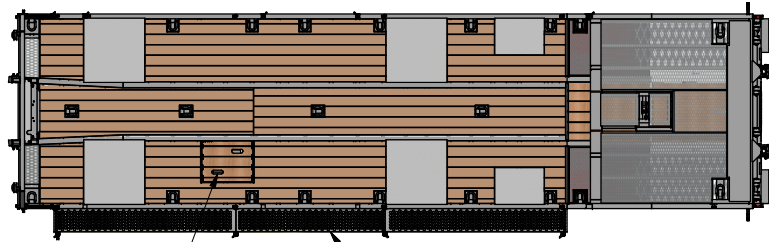


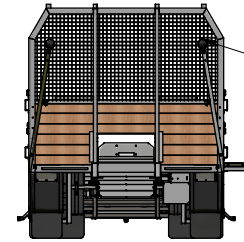
RIGID BEVERTAIL WEDGE BODY FEATURE & ROUTINE MAINTENANCE

(PLEASE SEE OPERATORS MANUAL FOR DETAILS)




HYDRAULIC TANK
ACCESS HATCH

MAIN DECK WALKWAY
CAN BE DEPLOYED N/S OR O/S



SWING OUT
WORKLAMPS



VIEW C

CORRECT LOAD / UNLOAD POSITIONING

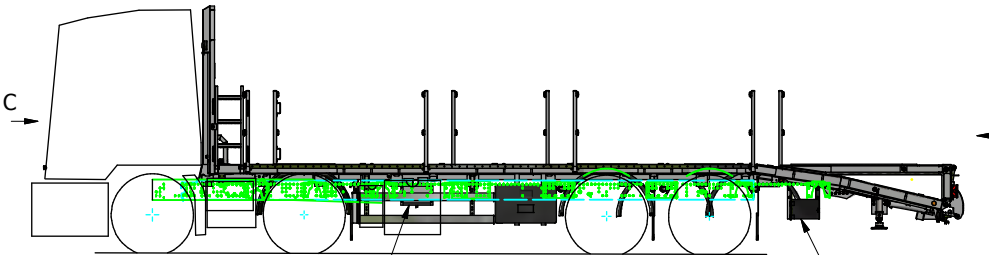
VIEW B

FAILURE TO FULLY LOWER
SUSPENSION FOR LOADING
WILL RESULT IN SERIOUS DAMAGE
TO VEHICLE BODY

VEHICLE SUSPENSION
FULLY LOWERED TO
BUMP STOPS

WEDGE SECTION PHYSICAL
STOP LOCK TO CROSSMEMBER

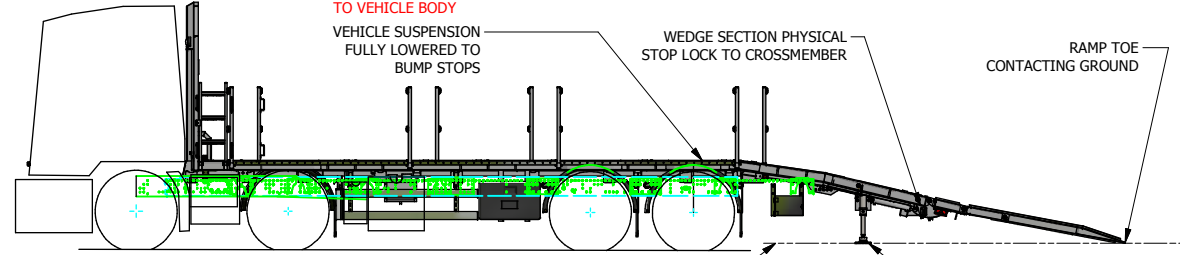
RAMP TOE
CONTACTING GROUND



HYDRAULIC OIL TANK
WITH SIGHT GLASS LEVEL
INSPECT AND MAINTAIN DAILY

FAILURE TO MAINTAIN OIL
LEVEL WILL CAUSE SERIOUS
DAMAGE TO HYDRAULIC SYSTEM

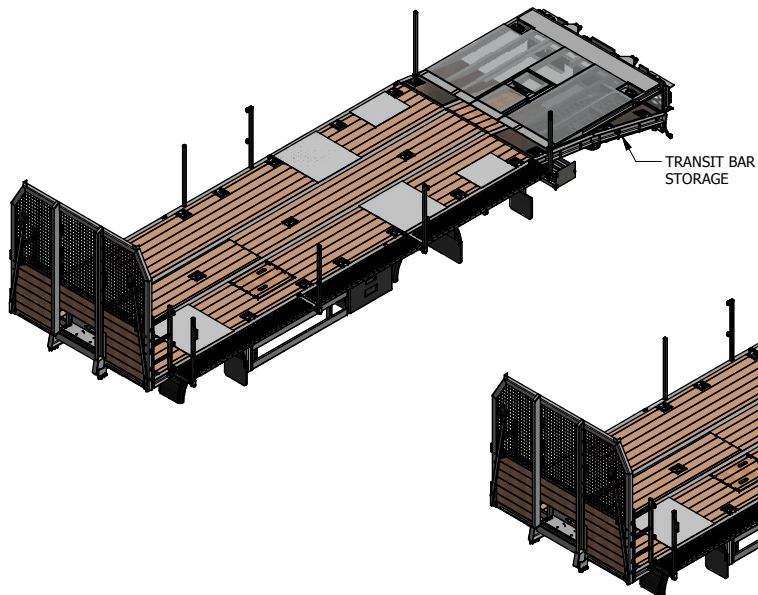
WALKWAY STORAGE



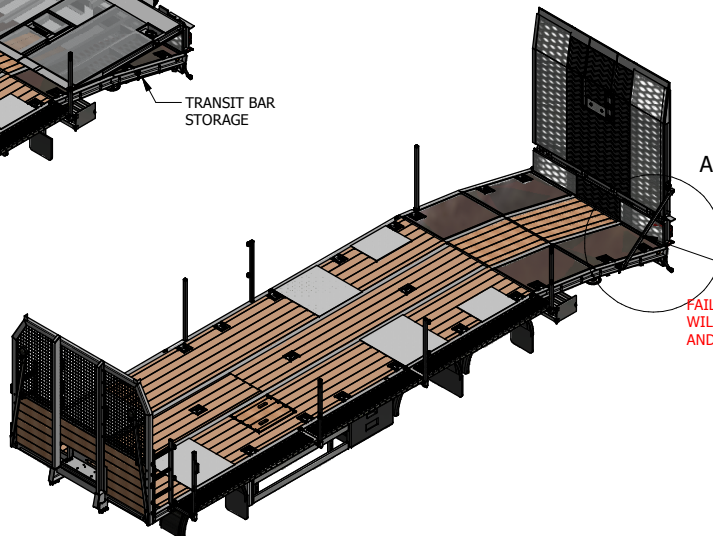
FLAT AND FIRM GROUND FOR LOAD/UNLOAD

GROUND LEVEL
SUSPENSION LOWERED

STABILISER LEG
JUST CONTACTING GROUND



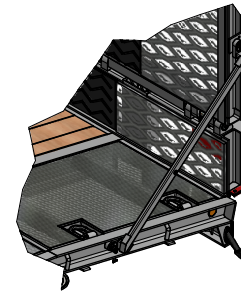
TRANSIT BAR
STORAGE



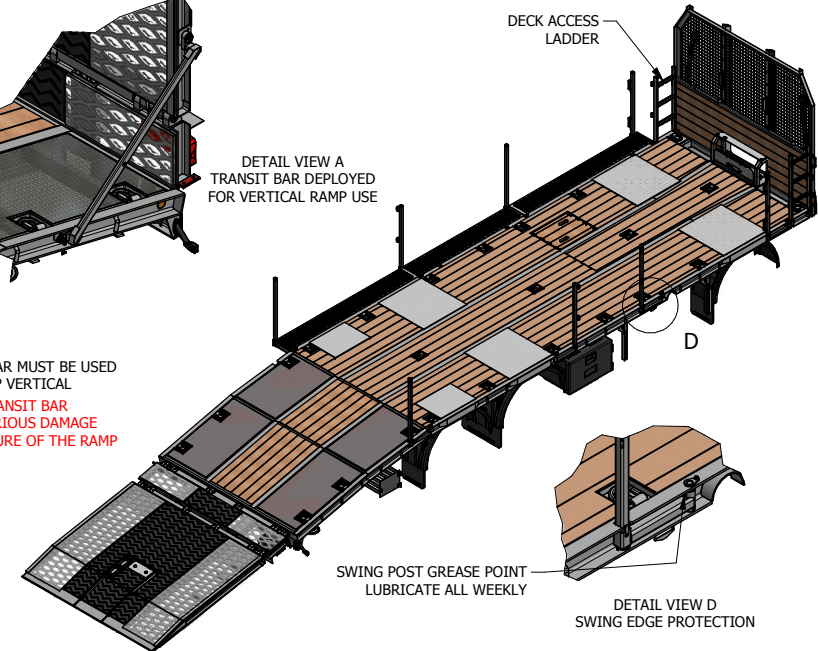
A

TRANSIT BAR MUST BE USED
WITH RAMP VERTICAL

FAILURE TO USE TRANSIT BAR
WILL RESULT IN SERIOUS DAMAGE
AND POSSIBLE FAILURE OF THE RAMP



DETAIL VIEW A
TRANSIT BAR DEPLOYED
FOR VERTICAL RAMP USE



DECK ACCESS
LADDER

D

SWING POST GREASE POINT
LUBRICATE ALL WEEKLY

DETAIL VIEW D
SWING EDGE PROTECTION

